



**Hungarian Compass Institute:
failing left wing among the population, significantly leading FIDESZ
(Hungarian Civic Alliance) and strengthening Jobbik (Movement for a
Better Hungary)**

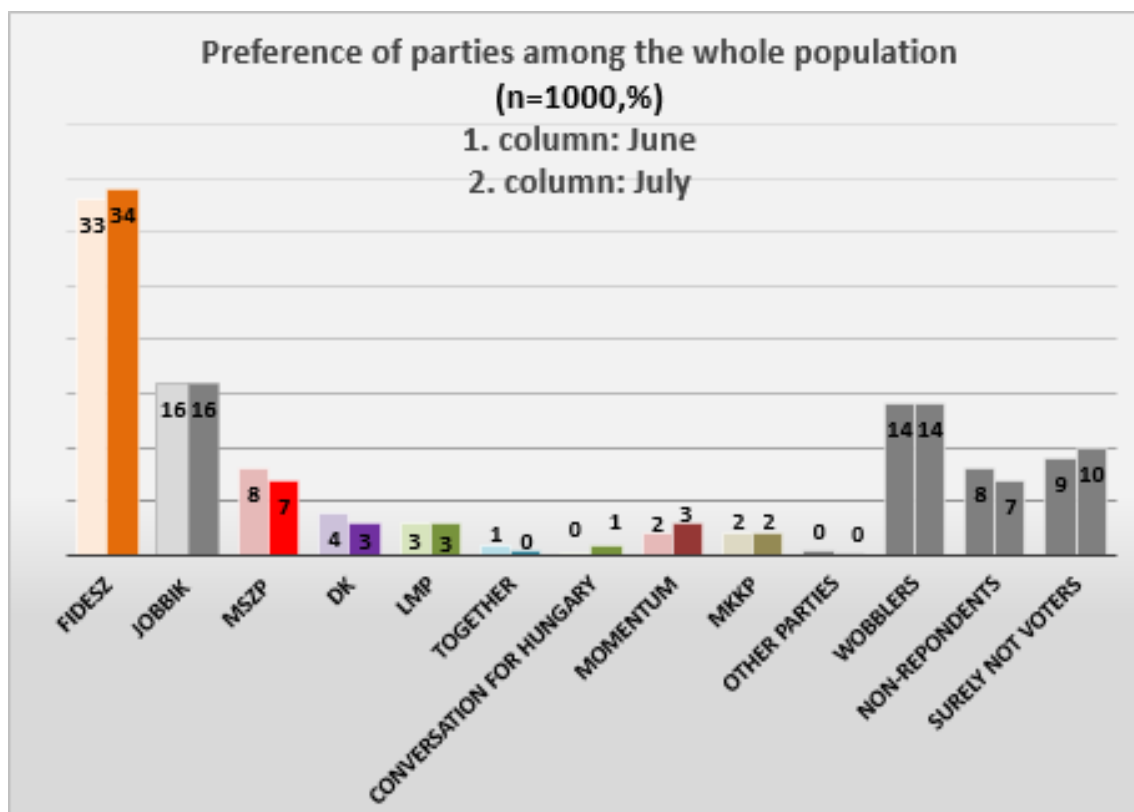
Key words: Hungary, parties, opinion poll, elections, Orbán Viktor, Fidesz, Jobbik (Movement for a Better Hungary), MSZP (Hungarian Socialist Party)

Each month, the Hungarian Compass Political and Economic Research Institute reports about a thousand questionee opinion poll concluded with CATI method. The actuality of the political measurements is determined by the Hungarian parliamentary elections which will be held in April 2018. The research started on 22nd July, 2017 and ended on 25th July, 2017. The questions for the upcoming months are whether the Viktor Orbán lead Hungarian Civic Alliance will be capable of keeping their 11-year-long(!) leading position, and what type of movements we can experience among the oppositional parties' electors and the wobblers. Events of the last couple of weeks and months resulted in the weakening of the leading left wing party, the Hungarian Socialist Party. From this, the Movement for a Better Hungary can profit, which in the meantime turned into a populist party. Will the left wing parties make an arrangement with each other and if yes so, what type of arrangement will it be? Will the new strategy of the Movement for a Better Hungary result in success and will they be able to reach out to the oppositional parties' electors and the wobblers?





Preference of parties among the whole population

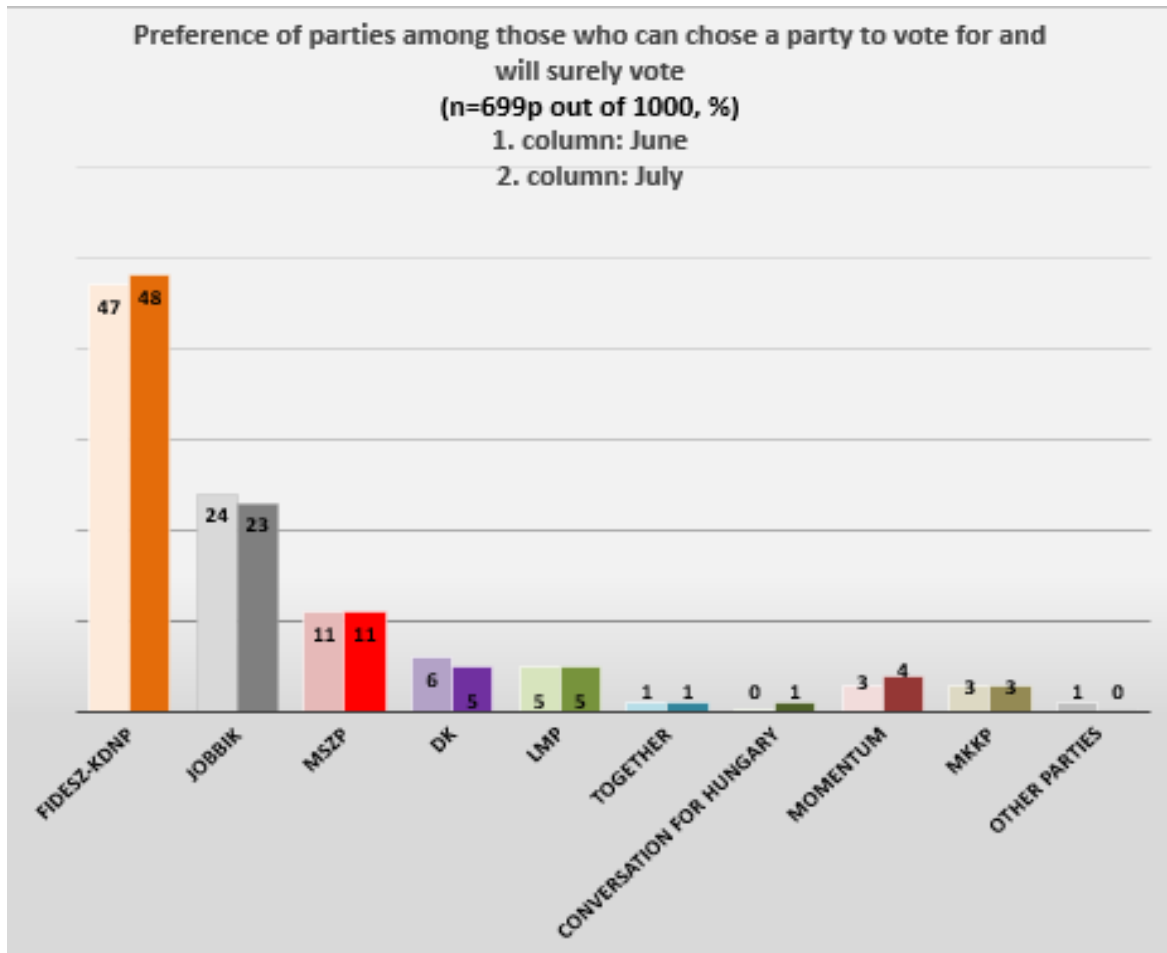


The support of Fidesz among the whole population is 34%, Jobbik (Movement for a Better Hungary) still reaches 16%. MSZP (Hungarian Socialist Party) stands at 7%, DK (Democratic Coalition) at 3%, LMP (Politics Can Be Different) at 3%. Together, PM (Conversation for Hungary), and the smaller parties (MOMA-Modern Hungary Movement Party, Liberals) near to the 1% at best. Jobbik (Movement for a Better Hungary) alone is stronger than the joined left wing parties of 2014. Momentum (3%) has reached the level of LMP (Politics Can Be Different) and DK (Democratic Coalition); MKKP (Hungarian Two-tailed Dog Party) can still be measured solidly. The proportion of the wobblers is 14%, the 'surely not voters' is 10%, while the 'non-respondents' is 7%.

In the last months Fidesz and Jobbik (Movement for a Better Hungary) increased their support, which also meant decrease in the number of wobblers and not voters. From June to July, strengthening of Fidesz could be measured while Jobbik stayed the same. Nevertheless, in parallel with the decrease of MSZP-DK (Hungarian Socialist Party- Democratic Coalition) in the fight 'to become the challenger of Fidesz', the position of Jobbik (Movement for a Better Hungary) has become stronger against the left wing, which is also proved by the results of the 'challenger questions'.



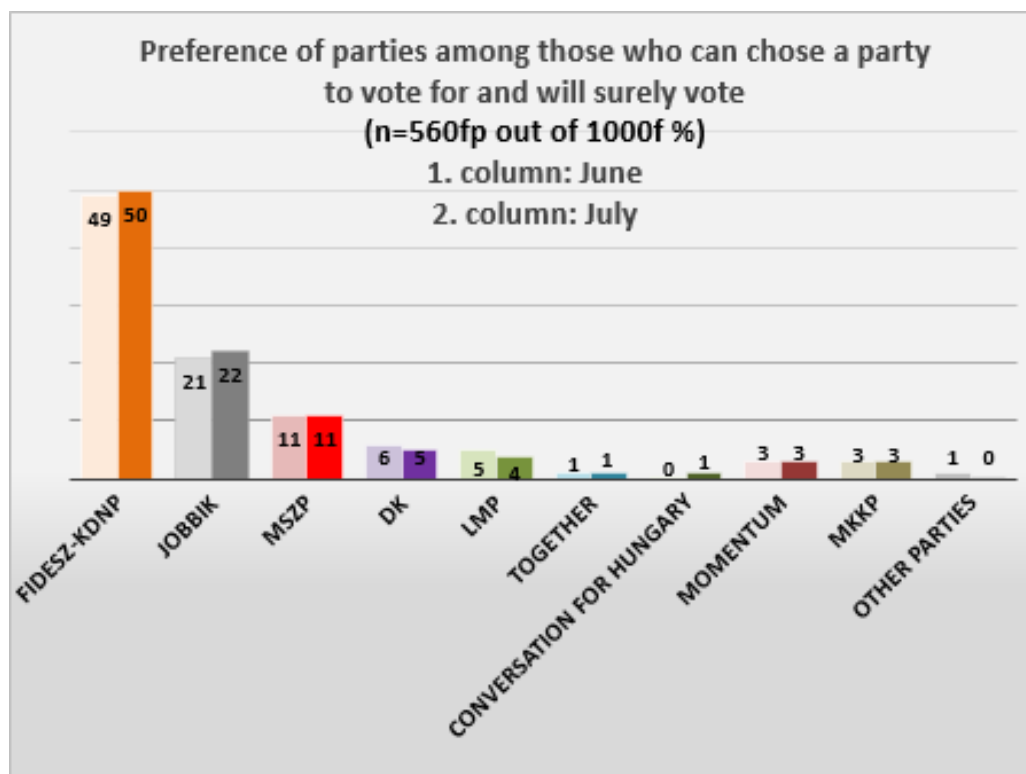
Preference of parties among those who can choose a party to vote for



The circle of those who can choose a party to vote for does not only include the ones who would certainly participate in a hypothetical election held next Sunday, but also those who would likely or would not likely go to vote. Therefore the above mentioned circle means a wider aggregation than the certain participants. Among those who are to choose a party, Fidesz enjoys 48% support, while 23% of those would choose Jobbik (Movement for a Better Hungary). MSZP (Hungarian Socialist Party) stands at 11%, DK (Democratic Coalition) at 5%. LMP (Politics Can Be Different) is supported by 5%, Together and the PM (Conversation for Hungary) each 1-1%. Momentum is measured at 4%, while MKKP (Hungarian Two-tailed Dog Party) is at 3%.



Preference of parties among those who can chose a party to vote for and will surely vote



According to the narrowest interpretation, among the certain voters, the governing parties stand at 50%, while Jobbik (Movement for a Better Hungary) at 22%. Voters of Fidesz still possess a significant activity rate. MSZP (Hungarian Socialist Party) has 11%, DK (Democratic Coalition) has 5% of the certain voters. 4% would vote for LMP (Politics Can Be Different), 1-1% would vote for Together, PM (Conversation for Hungary), and for other parties. Momentum and MKKP (Hungarian Two-tailed Dog Party) stands at 3% each.

Methodology

The processed data reflects the opinion of the adult, voting habitants based on counties, the capital, gender, age, education, categories of settlement size, districts in Budapest, and the legal status of the population distribution. We started calling the mobile phone numbers on the 22nd July and ended on the 25th July; data was collected with CATI method, parties were listed randomly and variedly. The margin of error in our research for 50% data referring to the whole population can be maximum +/- 3,1% with 95 % chance, however it is more likely that the values' distance is less from the census value. The margin of error also decreases in case of data value is either less or more than 50% referring to the whole population, however it cannot be treated as the size of the real possible error.

E-mail: info@iranytuintezet.hu

Honlap: www.iranytuintezet.hu

Facebook: www.facebook.com/iranytuintezet

